

HANSCRAFT[®]
european spa producer



PREMIUM SPAS CATALOGUE





EUROPEAN SPA PRODUCER

based in Prague near the airport,
Czech Republic

EXPERIENCE

15 years of expertise in importing,
selling, and servicing hot tubs

STRICT TESTING

each hot tub undergoes thorough
testing in real conditions before
dispatch

THE BEST QUALITY HOT TUBS PARTS

we prioritize components sourced
from reputable US and European
suppliers

THE THICKEST SHELLS ON THE MARKET

our hot tubs feature premium 7 mm
double layer acrylic from the USA,
enhanced with an above standard
layer of polyurethane GreenShield

CERTIFICATIONS

our hot tubs proudly bear the TÜV
RHEILAND sticker, indicating their
adherence to strict performance
and quality standards.

SQR SYSTEM

we are using an innovative and
reliable method called SQR system
to install 98% of parts to the shell

MOST MODERN PRODUCTION IN CENTRAL EUROPE

ranked among the top 3 most modern
hot tub productions in Central Europe,
boasting cutting-edge equipment and
technologies

OUR UNIQUE OKA DESIGN

product line OKA design was created
in cooperation with leading Czech
designer and architect
Ing. Arch. MgA. Ondřej Kamenický

ENVIRONMENTALLY FRIENDLY PRODUCTION

we take pride in operating as a 97%
non-waste company, committed to
environmentally sustainable practices

CONTENTS

OKANDINAVIA DESIGN

DIAMOND



↳ 220 × 220 × 93 cm
 ▮ 1350 l ♀ 3 ♀ 2 ⦿ 85
 page 14

OKA DESIGN

AMETHYST OKA1



↳ 200 × 100/150 × 206,2/78 cm
 ▮ 600 l ♀ 0 ♀ 2 ⦿ 39
 page 18

NEPHRITE OKA2



↳ 216 × 160 × 78 cm
 ▮ 1000 l ♀ 2 ♀ 1 ⦿ 48
 page 19

SAPPHIRE OKA3



↳ 210 × 180 × 93 cm
 ▮ 1150 l ♀ 4 ♀ 1 ⦿ 56
 page 20

ONYX OKA4



↳ 200 × 200 × 93 cm
 ▮ 1250 l ♀ 3 ♀ 2 ⦿ 65
 page 21

ALMANDINE OKA5



↳ 220 × 220 × 93 cm
 ▮ 1550 l ♀ 3 ♀ 2 ⦿ 73
 page 22

HC DESIGN

HC1



↳ 200 × 200 × 93 cm
 ▮ 1100 l ♀ 4 ♀ 1 ⦿ 59
 page 26

HC2



↳ 200 × 200 × 93 cm
 ▮ 900 l ♀ 2 ♀ 2 ⦿ 50
 page 27

HC3



↳ 200 × 200 × 93 cm
 ▮ 1100 l ♀ 3 ♀ 2 ⦿ 55
 page 28

HC4



↳ 216 × 160 × 93 cm
 ▮ 850 l ♀ 1 ♀ 2 ⦿ 48
 page 29

HC5



↳ 216 × 160 × 93 cm
 ▮ 850 l ♀ 2 ♀ 1 ⦿ 43
 page 30

HC6



↳ 220 × 220 × 93 cm
 ▮ 1300 l ♀ 7 ♀ 0 ⦿ 62
 page 31

HC7



↳ 220 × 220 × 93 cm
 ▮ 1250 l ♀ 3 ♀ 2 ⦿ 61
 page 32

HC8



↳ ø214 × 93 cm
 ▮ 1050 l ♀ 6 ♀ 0 ⦿ 32
 page 33

- ↳ Dimensions
- ▮ Capacity
- ♀ Sitting seats
- ♀ Lounge seats
- ⦿ Jets

Exceptional quality

Manufactured in Europe



Our hot tubs made in Europe in a next-generation factory using robotic production technology with extreme precision are subject to systematic testing.

To achieve the highest level of warranty, we use the best components in all production stages.

100% recyclable materials



The basis for ecological safety of our hot tubs is 100% recyclable Italian material GreenShield, which completely eliminates any risk associated with the use of outdated fibreglassing technology and the chemical substance styrene.

Professional team

Through collaboration with Martin Procházka, a renowned physiotherapist for top Czech athletes, our hot tubs guarantee a comfortable and maximally effective massage experience. Additionally, Ing. Arch. MgA. Ondřej Kamenický infuses a modern and attractive aesthetic into our designs.

TÜV standard



Thanks to our modern production and best quality components, all our products have received the TÜV Rheinland certification. This independent certification provides an international guarantee of quality.

Certified by an independent laboratory approved by TÜV in terms of 20 control criteria, some of which are:

- Resistance to high temperatures, temperature fluctuations and chemicals
- Material resistance, structural stability, resistance to pressure
- Optimized design eliminating the risk of leakage
- Meets electrical safety standards

Only 5% of hot tubs on the market are TÜV certified!

Inspired by the aerospace and automotive industries

Our robotic production line, inspired by the precision of the aerospace and automotive industries, enables us to achieve accuracy down to the millimeter, ensuring every detail is meticulously crafted to perfection.



Warranties

Thanks to the use of the highest quality of material in all stages of production, we can offer the best warranties on the market and a perfect delivery time.

The modern design of the hot tubs allows easy accessibility in case of the need for technical interventions.

WARRANTY | **10**
FOR THE SHELL
AND CONSTRUCTION | **YEARS**


WARRANTY | **2**
FOR ELECTRONICS | **YEARS**

Carefully selected materials



Hanscraft hot tubs feature top-quality acrylic shells, renowned for their exceptional durability and reliability. Our exclusive ABS-PMMA acrylic sheet, patented for its unique blend of acrylate resilience and ABS strength, is further reinforced with two layers of high-density Greenshield insulation.

Rigorously tested, our hot tubs guarantee long-lasting performance and reliability. Experience true quality with Hanscraft.



The best materials for hot tub paneling



Safeguarding Hanscraft hot tubs is our priority, reflected in our outer panels designed through patented processes. These panels are engineered to endure harsh weather conditions, UV radiation, high temperatures, scratches, shocks, and solvents. Crafted from high quality construction materials also utilized for example in terraces and facades, our outer panels ensure easy maintenance and long lasting durability.



Latest Technology

The latest technologies developed by Balboa are used to control all the functions that the hot tub offers. A true leader in the spa industry, Balboa Water Group has been designing hot tub equipment for over 30 years.

Time-Tested Wooden Structure

The wooden structure treated with products according to class 4 is highly resistant to water, temperature fluctuations and the harshest climatic conditions. The flexibility of the wood reduces noise caused by vibrations and ensures reliable stability.



Technology at your service



Multi-level insulation for significant energy savings

Indulge in tranquil hydrotherapy with Hanscraft hot tubs, meticulously designed for energy efficiency.



Our spas are crafted with innovative technologies focused on minimizing energy consumption, ensuring a serene experience every time.

From the robust shell to the paneling, thermocover, and other technical elements, our insulation solutions are unparalleled. Benefit from proven technical advancements that save up to several kilowatts per year, allowing you to enjoy luxurious relaxation while conserving energy effortlessly.

Ultimate Energy Efficiency

Finest Hot Tub Shells

Double GreenShield layer insulation is much more effective and durable than expensive foam insulation, and it also allows for better resistance of the tub.



Cabinet Paneling

All Cabinet panels and the ABS Bottom are coated with 10 mm Thermoshield PVC Foam: Superior Insulation for Every Element of the hot tub.

Thermocover

The thermocover of Hanscraft hot tubs designed from the highest quality materials allows you to maintain an ideal water temperature.



ABS base


The thermoformed ABS base provides an impermeable barrier against heat loss and rising moisture coming from the ground.

3 independent pumps

To ensure quieter operation and more efficient energy management, we've opted to separate the massage and circulation pumps in our hot tubs.

Each pump activates alongside specific jet selections, maintaining consistent massage intensity whether you're enjoying the tub alone or with others.

The circulation pump handles filtration and heating duties, enabling all pumps and the heater to function simultaneously. This innovative approach not only minimizes noise levels during inactive periods but also contributes to reduced electricity consumption.





Massage pump

For premium OKA and HC design hot tubs, we always use 2 single-speed 2.2 kW pumps (with exception in hot tubs OKA1, OKA2 and HC8, which have only 1 single-speed pump) and one 200–400 W filtration pump. The reason for this is to guarantee their longer service life and, last but not least, to ensure an optimal massage with a constant flow in all places.

Blower

Our hot tubs are equipped with a blower for even more intensive hydrotherapy. The preheated air is driven via air jets. This makes the massage even more comfortable as it reduces the feeling of cold in the case of low outdoor temperatures. The preheated air also prevents the water temperature from dropping during the massage.



Circulation pump

There are several advantages to installing separate circulation pump:

- Significant reduction in hot tub noise in standby mode
- Less energy consumption than hot tubs that uses a dual speed pump for water circulation
- Allows further extension of the service life of massage pumps

Comfort for health

Experience the Restorative Power of Hydrotherapy


Hydrotherapy offers a wealth of benefits for both body and soul, delivering relaxation and healing effects. It alleviates muscle tension and joint pain, facilitates body regeneration and blood circulation, and aids in toxin elimination. Hydrotherapy also reduces stress and enhances sleep quality, promoting overall well-being.

Our hot tubs feature strategically arranged jets designed to target specific areas of the body, ensuring a tailored hydrotherapy experience. Additionally, select models boast tasteful and soothing waterfalls, creating an ambiance of relaxation and tranquility.





Venturi effect

Harnessing the power of the Venturi effect, our hot tubs offer personalized massage experiences. Through the adjustment valve, you have the flexibility to fine tune the air-to-water ratio of the massage jets. This ingenious design empowers you to seamlessly switch between intense and gentle massages, ensuring a tailored hydrotherapy session every time.




Hydromassage jets


Indulge in a diverse range of massages with CMP jets in Hanscraft hot tubs. Boasting four types of stainless steel accent jets available in three different sizes, each jet is enhanced with an adjustable Venturi effect and infused with additional air for an invigorating hydromassage experience. Carefully arranged, these jets precisely target specific areas of the body for optimal relaxation.




■ Unidirectional movable jet designed to target specific areas of your body with precision



■ A simple rotating jet that draws small circles and moves towards a specific part of the body



■ Bi-rotational jet for an intensive massage of a large part of the body



■ Unidirectional rotating jet that sprays a pulsating stream of water for an intensified massage



Respecting body ergonomics

Our meticulous attention to detail ensures that every seat in our hot tubs adheres to European standards. Each seat is carefully crafted to mimic the contours of your body, providing unparalleled comfort during your hydrotherapy experience. From relaxation to massage, our hot tubs are designed with your comfort in mind.



An experience for all the senses



Relaxing atmosphere

For those who love peace and relaxation, our hot tubs are equipped with a backlit waterfall. Let yourself be quietly carried away by the sound of running water and forget the concept of time.



Atmosphere full of colors

Experience the transformative power of chromotherapy with our LED lighting system. By projecting colored lights onto your skin, chromotherapy promotes holistic wellness, supporting both physical and mental health. From alleviating fatigue, depression, and anxiety to complementing the benefits of hydrotherapy, this natural method fosters harmony and balance within the body and mind. Discover the rejuvenating effects of chromotherapy as you embark on your wellness journey with us.



Telescopic skimmer for crystal clear water

They say the best accessories are the ones we don't notice. With telescopic skimmer technology, perfect water care is effortless, regardless of the number of people in the hot tub. Unlike fixed skimmers that clog when water levels rise, telescopic skimmers reliably collect surface dirt and foam. Enjoy pristine water conditions without the hassle, courtesy of our innovative telescopic skimmer technology.



Audio Bluetooth



Subwoofer

Complete audio system

Our HANSCRAFT OKA design hot tubs redefine luxury with an integrated high-quality audio system, ensuring moments of complete relaxation. Controlled effortlessly with your smartphone or tablet via Bluetooth, the system comes equipped with a subwoofer for an immersive experience. Immerse yourself in your favorite music while enjoying the ultimate hot tub experience. Upgrade to the HC design hot tubs to enjoy this premium audio system for an additional charge.




Quality Water Disinfection

Your satisfaction hinges on the quality of water in your hot tub, and at HANSCRAFT, we prioritize its safety. Given the elevated water temperature in hot tubs, which can facilitate bacteria growth, effective maintenance is crucial. That's why we've equipped our hot tubs with a completely natural water disinfection system that prioritizes your skin's well-being. This innovative approach also reduces the need for excessive chemical use, ensuring a safer and more enjoyable hot tub experience for you and your loved ones.



Quality water for health



Equipment for 100% natural water treatment



UV lamp

Disinfects water using type C Ultraviolet Rays (UV).


- Allows clean and clear water
- 100% natural
- Destroys microorganisms, bacteria, algae
- Reduces the amount of chemicals needed





OKANDINAVIA — DESIGN —

The real gem among
the hot tubs



DIAMOND

Nominated for the RED DOT Award and winner of the GRAND PRIX competition



reddot design award



WARRANTY
FOR THE SHELL
AND CONSTRUCTION | **10**
YEARS

The DIAMOND hot tub from the OKANDINAVIA line elevates the wellness experience to heavenly heights. It is a masterpiece by the court architect and designer of HANSCRAFT, Ing. Arch. MgA. Ondřej Kamenický, and will be appreciated especially by discerning clients. It has roots in timeless Scandinavian luxury and design. The novelty is the so-called "hybrid position," where one lounge can be used not only for lying down but also for sitting.

STANDARD EQUIPMENT



+ Acrylic tub Aristech® Lucite® ABS/PMMA

+ Touch control panel Balboa® SPA touch 4 with inbuilt Wi-Fi module

+ CMP® stainless steel jets

+ Globaly unparalleled design

+ Telescopic skimmer

+ High Pressure Laminate panels Fundermax®

+ 3 massage pumps 2.2 kW and 1 circulation pump

+ UV lamp



+ Blower with preheated air

+ Bluetooth audio + Subwoofer Aquatic AV®

+ Nordic insulation

+ LED lighting (including cabinet LED light strip)

+ Thermocover



BEYOND-STANDARD EQUIPMENT



Microsilks




Bypass



Supplementary Heater



Steps



Thermocover lifter

For more information on beyond-standard equipment, see pg. 39

DIAMOND

220 x 220 x 93 cm

5³ SEATS
2 LOUNGERS

85
JETS

3 MASSAGE PUMP
+
1 CIRCULATION PUMP

BLOWER

AUDIO
BLUETOOTH
+ SUBWOOFER

Wi-Fi

3D model in
augmented
reality



Android/iOS



Balboa Spa Touch 4

The new stunning Spa Touch™ 4 graphical interface provides an effortless and enhanced user experience. It comes with inbuilt Wi-Fi module!



LED light strip under the casing

Along with the illuminated logo label, creates a unique lighting atmosphere



Nordic insulation

The best hot tub deserves the best insulation. Nordic insulation is one of the most energy-efficient insulations on the market

| COMFORT | |
|------------------------|--|
| Control panel | Touch control panel Balboa® SPA Touch 4 with inbuilt Wi-Fi module |
| Hydromassage jets | 77x Stainless steel CMP® |
| Air jets | 8x Stainless steel CMP® |
| Cervical spine massage | Yes |
| Air control | Venturi effect: air/water flow control |
| Audio system | Bluetooth + subwoofer Aquatic AV® |
| Water treatment | UV lamp |
| Equipment | LED lighting: illumination of the hot tub, jets, valves, headrest, logo, and bottom lighting |

| TECHNICAL DATA | |
|----------------|---|
| Pumps (4x) | - 3 mono speed massage pump 2.2 kW - 1 circulation pump 200-400 W |
| Blower | Yes (with preheated air) |
| Heating | Balboa® 3 Kw |
| Filtration | Telescopic skimmer CMP® cartridge filter |
| Shell | Acrylic layer ABS-PMMA Lucite® + double GreenShield layer insulation (PU) |
| Side panels | High Pressure Laminate panels Fundermax® |
| Water volume | 1 350 l |
| Hot tub weight | 370 kg |



Thermocover is included in the standard equipment



Thermocover

Beyond-standard equipment



Microsilk



Bypass



Steps



Thermocover lifter




Supplementary Heater


For more information on beyond-standard equipment, see pg. 39

A hot tub according to your wishes

Choose the shell color



Pearl White




Winter Solstice



Choose the paneling color



Concrete




Dark Stone



Patina Bronze



Antique



Afro Grey



Creek



Ecuador



— OKA —
DESIGN

Elegant lines and design
exceptional functions



AMETHYST (OKA1)



NEPHRITE (OKA2)



SAPPHIRE (OKA3)



ONYX (OKA4)



ALMANDINE (OKA5)

WARRANTY
FOR THE SHELL
AND CONSTRUCTION | **10**
YEARS

The OKA design range is a real gem in terms of know-how of contemporary acrylic whirlpools. Every detail has been thought out, every material carefully selected for its technical properties as well as its robustness. Its innovative yet elegant design provides all the benefits of an exceptional relaxation in a hot tub.

BEYOND-STANDARD EQUIPMENT




Microsilk



Bypass



Supplementary Heater



Extra insulation
40 mm



Steps



Thermocover lifter



Cabinet LED
light strip

STANDARD EQUIPMENT



+ Acrylic tub Aristech® Lucite® ABS/PMMA

+ Touch control panel Balboa® SPA touch 4 with inbuilt Wi-Fi module

+ CMP® stainless steel jets



+ Solid line design

+ Telescopic skimmer

+ High Pressure Laminate panels Fundermax®


+ 2 massage pumps 2.2 kW and 1 circulation pump*



+ UV lamp

+ Blower with preheated air

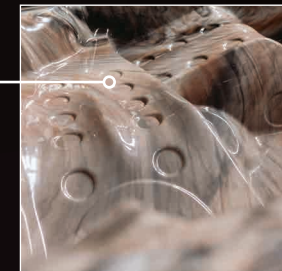
+ Bluetooth audio + Subwoofer Aquatic AV®



+ Relaxation waterfall

+ LED lighting

+ Thermocover



For more information on beyond-standard equipment, see pg. 39

*Hot tubs OKA1 and OKA2 have 1 massage and 1 circulation pump

OKA DESIGN AMETHYST OKA1

200 × 100/150 × 206,2/78 cm

2 SEATS
PLACES **2** LOUNGERS

39
JETS

1 MASSAGE PUMP
+
1 CIRCULATION PUMP

BLOWER

AUDIO
BLUETOOTH
+ SUBWOOFER

Wi-Fi



Balboa Spa Touch 4

The new stunning Spa Touch™ 4 graphical interface provides an effortless and enhanced user experience. It comes with inbuilt Wi-Fi module!



Waterfall lighting

It creates a relaxing atmosphere combined with rustling water

| COMFORT | |
|-------------------|---|
| Control panel | Touch control panel Balboa® SPA Touch 4 with inbuilt Wi-Fi module |
| Hydromassage jets | 29× Stainless steel CMP® |
| Air jets | 10× Stainless steel CMP® |
| Air control | Venturi effect: air/water flow control |
| Audio system | Bluetooth + subwoofer Aquatic AV® |
| Water treatment | UV lamp |
| Equipment | <ul style="list-style-type: none"> – LED lighting: illumination of the hot tub, waterfall, jets, valves, headrest, logo, and bottom lighting – Waterfall – Anatomical headrest |
| TECHNICAL DATA | |
| Pumps (2×) | <ul style="list-style-type: none"> – 1 mono speed massage pump 2.2 kW – 1 circulation pump 200–400 W |
| Blower | Yes (with preheated air) |
| Heating | Balboa® 3 Kw |
| Filtration | Telescopic skimmer CMP® cartridge filter |
| Shell | Acrylic layer ABS-PMMA Lucite® + double GreenShield layer insulation (PU) |
| Side panels | High Pressure Laminate panels Fundermax® |
| Water volume | 600 l |
| Hot tub weight | 215 kg |



3D model in augmented reality

Android/iOS

OKA2 NEPHRITE

216 × 160 × 78 cm

OKA DESIGN

Wi-Fi

AUDIO
BLUETOOTH
+ SUBWOOFER

BLOWER

1 MASSAGE PUMP
+
1 CIRCULATION PUMP

48
JETS

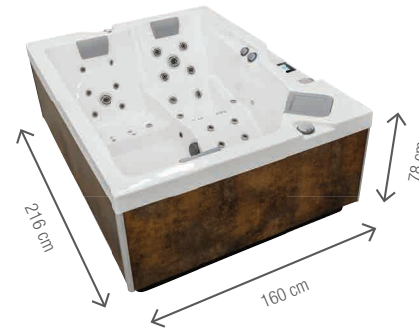
3 PLACES
2 SEATS
1 LOUNGER

COMFORT

| | |
|-------------------|---|
| Control panel | Touch control panel Balboa® SPA Touch 4 with inbuilt Wi-Fi module |
| Hydromassage jets | 36× Stainless steel CMP® |
| Air jets | 12× Stainless steel CMP® |
| Air control | Venturi effect: air/water flow control |
| Audio system | Bluetooth + subwoofer Aquatic AV® |
| Water treatment | UV lamp |
| Equipment | <ul style="list-style-type: none"> – LED lighting: illumination of the hot tub, waterfall, jets, valves, headrest, logo, and bottom lighting – Waterfall – Anatomical headrest |


TECHNICAL DATA

| | |
|----------------|--|
| Pumps (2×) | <ul style="list-style-type: none"> – 1 mono speed massage pump 2.2 kW – 1 circulation pump 200–400 W |
| Blower | Yes (with preheated air) |
| Heating | Balboa® 3 Kw |
| Filtration | Telescopic skimmer CMP® cartridge filter |
| Shell | Acrylic layer ABS-PMMA Lucite® + double GreenShield layer insulation (PU) |
| Side panels | High Pressure Laminate panels Fundermax® |
| Water volume | 1 000 l |
| Hot tub weight | 285 kg |



Balboa Spa Touch 4

The new stunning Spa Touch™ 4 graphical interface provides an effortless and enhanced user experience. It comes with inbuilt Wi-Fi module!



Waterfall lighting

It creates a relaxing atmosphere combined with rustling water



SAPPHIRE OKA3

210 × 180 × 93 cm

5 PLACES
4 SEATS
1 LOUNGER

56 JETS

2 MASSAGE PUMPS
 +
1 CIRCULATION PUMP

BLOWER

AUDIO
 BLUETOOTH
 + SUBWOOFER

Wi-Fi

3D model in augmented reality



Android/iOS



Balboa Spa Touch 4

The new stunning Spa Touch™ 4 graphical interface provides an effortless and enhanced user experience. It comes with inbuilt Wi-Fi module!



Waterfall lighting

It creates a relaxing atmosphere combined with rustling water



Jets for the cervical spine

These directional jets are located outside the water circulation and are pointed at the level of the cervical spine

| COMFORT | |
|------------------------|---|
| Control panel | Touch control panel Balboa® SPA Touch 4 with inbuilt Wi-Fi module |
| Hydromassage jets | 48× Stainless steel CMP® |
| Air jets | 8× Stainless steel CMP® |
| Cervical spine massage | Yes |
| Air control | Venturi effect: air/water flow control |
| Audio system | Bluetooth + subwoofer Aquatic AV® |
| Water treatment | UV lamp |
| Equipment | <ul style="list-style-type: none"> – LED lighting: illumination of the hot tub, waterfall, jets, valves, headrest, logo, and bottom lighting – Waterfall – Anatomical headrest |
| TECHNICAL DATA | |
| Pumps (3×) | <ul style="list-style-type: none"> – 2 mono speed massage pumps 2.2 kW – 1 circulation pump 200–400 W |
| Blower | Yes (with preheated air) |
| Heating | Balboa® 3 Kw |
| Filtration | Telescopic skimmer CMP® cartridge filter |
| Shell | Acrylic layer ABS-PMMA Lucite® + double GreenShield layer insulation (PU) |
| Side panels | High Pressure Laminate panels Fundermax® |
| Water volume | 1 150 l |
| Hot tub weight | 307 kg |



3D model in augmented reality

Android/iOS

OKA4 ONYX

200 × 200 × 93 cm

OKA DESIGN

Wi-Fi

AUDIO
BLUETOOTH
+ SUBWOOFER

BLOWER

2 MASSAGE PUMPS
+
1 CIRCULATION PUMP

65
JETS


5 PLACES
3 SEATS
2 LOUNGER

COMFORT

| | |
|------------------------|---|
| Control panel | Touch control panel Balboa® SPA Touch 4 with inbuilt Wi-Fi module |
| Hydromassage jets | 55× Stainless steel CMP® |
| Air jets | 10× Stainless steel CMP® |
| Cervical spine massage | Yes |
| Air control | Venturi effect: air/water flow control |
| Audio system | Bluetooth + subwoofer Aquatic AV® |
| Water treatment | UV lamp |
| Equipment | <ul style="list-style-type: none"> – LED lighting: illumination of the hot tub, waterfall, jets, valves, headrest, logo, and bottom lighting – Waterfall – Anatomical headrest |

TECHNICAL DATA

| | |
|----------------|---|
| Pumps (3×) | <ul style="list-style-type: none"> – 2 mono speed massage pumps 2.2 kW – 1 circulation pump 200–400 W |
| Blower | Yes (with preheated air) |
| Heating | Balboa® 3 Kw |
| Filtration | Telescopic skimmer CMP® cartridge filter |
| Shell | Acrylic layer ABS-PMMA Lucite® + double GreenShield layer insulation (PU) |
| Side panels | High Pressure Laminate panels Fundermax® |
| Water volume | 1 250 l |
| Hot tub weight | 308 kg |



Balboa Spa Touch 4

The new stunning Spa Touch™ 4 graphical interface provides an effortless and enhanced user experience. It comes with inbuilt Wi-Fi module!



Waterfall lighting

It creates a relaxing atmosphere combined with rustling water



Jets for the cervical spine

These directional jets are located outside the water circulation and are pointed at the level of the cervical spine



OKA DESIGN ALMANDINE OKA5

220 x 220 x 93 cm

5 PLACES
3 SEATS
2 LOUNGERS

73 JETS

2 MASSAGE PUMPS
 +
1 CIRCULATION PUMP

BLOWER

AUDIO
 BLUETOOTH
 + SUBWOOFER

Wi-Fi

3D model in augmented reality



Android/iOS



Balboa Spa Touch 4

The new stunning Spa Touch™ 4 graphical interface provides an effortless and enhanced user experience. It comes with inbuilt Wi-Fi module!



Waterfall lighting

It creates a relaxing atmosphere combined with rustling water



Jets for the cervical spine

These directional jets are located outside the water circulation and are pointed at the level of the cervical spine

| COMFORT | |
|------------------------|---|
| Control panel | Touch control panel Balboa® SPA Touch 4 with inbuilt Wi-Fi module |
| Hydromassage jets | 61x Stainless steel CMP® |
| Air jets | 12x Stainless steel CMP® |
| Cervical spine massage | Yes |
| Air control | Venturi effect: air/water flow control |
| Audio system | Bluetooth + subwoofer Aquatic AV® |
| Water treatment | UV lamp |
| Equipment | <ul style="list-style-type: none"> – LED lighting: illumination of the hot tub, waterfall, jets, valves, headrest, logo, and bottom lighting – Waterfall – Anatomical headrest |
| TECHNICAL DATA | |
| Pumps (3x) | <ul style="list-style-type: none"> – 2 mono speed massage pumps 2.2 kW – 1 circulation pump 200–400 W |
| Blower | Yes (with preheated air) |
| Heating | Balboa® 3 Kw |
| Filtration | Telescopic skimmer CMP® cartridge filter |
| Shell | Acrylic layer ABS-PMMA Lucite® + double GreenShield layer insulation (PU) |
| Side panels | High Pressure Laminate panels Fundermax® |
| Water volume | 1 550 l |
| Hot tub weight | 348 kg |



| Model | AMETHYST (OKA1) | NEPHRITE (OKA2) | SAPPHIRE (OKA3) | ONYX (OKA4) | ALMANDINE (OKA5) |
|------------------|-------------------------------|-------------------|-------------------|-------------------|-------------------|
| Dimensions | 200 × 100/150 × 206,2 × 78 cm | 216 × 160 × 78 cm | 210 × 180 × 93 cm | 200 × 200 × 93 cm | 220 × 220 × 93 cm |
| Number of places | 2 | 3 | 5 | 5 | 5 |
| Loungers | 2 | 1 | 1 | 2 | 2 |
| Seats | 0 | 2 | 4 | 3 | 3 |
| Number of jets | 39 | 48 | 56 | 65 | 73 |
| Water volume | 600 l | 1 000 l | 1 150 l | 1 250 l | 1 550 l |
| Weight | 215 kg | 285 kg | 307 kg | 308 kg | 348 kg |

Thermocover is included in the standard equipment



Thermocover


Beyond-standard equipment



Microsilk



Bypass



Extra insulation
40 mm



Supplementary
Heater



Steps



Thermocover
lifter



Cabinet LED
light strip


For more information on beyond-standard equipment, see pg. 39

A hot tub according to your wishes

Choose the shell color



Sterling Silver Winter Solstice Pearl White Tucsan Sun




Majestic Sky



Choose the paneling color



Concrete Dark Stone Patina Bronze Antique Afro Grey



Creek Ecuador



— HC —
DESIGN

Smooth shapes, full equipment
and customization



HC1



HC2



HC3



HC4



HC5



HC6



HC7



HC8

WARRANTY
FOR THE SHELL
AND CONSTRUCTION

10
YEARS

The HC Design range represents traditional design. Every detail has been thought out, every material carefully selected for its technical properties as well as for perfect comfort. This range provides all the benefits of a unique relaxation in a hot tub.

BEYOND-STANDARD EQUIPMENT




Wi-Fi connection



Microsilk



Bypass



Extra insulation
40 mm



Audio or audio
+subwoofer



HPL cabinet



Spa Touch 4
with Wi-Fi module



Thermocover
lifter



Supplementary
Heater



Steps

For more information on beyond-standard equipment, see pg. 39

STANDARD EQUIPMENT



+ Touch control panel Balboa® TP700

+ Acrylic tub Aristech® Lucite® ABS/PMMA

+ Soft, rounded shapes



+ CMP® stainless steel jets

+ Telescopic skimmer

+ High Density Durable Side Panels

+ 2 massage pumps 2.2 kW
and 1 circulation pump*


+ UV lamp

+ Blower with preheated air

+ Relaxation waterfall*

+ LED lighting inner

+ Thermocover



*Hot tub HC8 has 1 massage, 1 circulation pump and is without waterfall

HC1

200 × 200 × 93 cm

5 PLACES
4 SEATS
1 LOUNGER

59 JETS


2 MASSAGE PUMPS
+
1 CIRCULATION PUMP

BLOWER

3D model in augmented reality



Android/iOS



Balboa TP700

Backlit control panel



Waterfall lighting

It creates a relaxing atmosphere combined with rustling water



Cervical spine jets

These directional jets are located outside the water circulation and are pointed at the level of the cervical spine

COMFORT

| | |
|------------------------|--|
| Control panel | Balboa® TP700 |
| Hydromassage jets | 49× Stainless steel CMP® |
| Air jets | 10× Stainless steel CMP® |
| Cervical spine massage | Yes |
| Air control | Venturi effect: air/water flow control |
| Water treatment | UV lamp |
| Equipment | <ul style="list-style-type: none"> – LED lighting: jets, waterfall, above-waterline spotlights, bottom lighting – Waterfall – Anatomical headrest |

TECHNICAL DATA

| | |
|----------------|---|
| Pumps (3×) | <ul style="list-style-type: none"> – 2 mono speed massage pumps 2.2 kW – 1 circulation pump 200–400 W |
| Blower | Yes (with preheated air) |
| Heating | Balboa® 3 kW |
| Filtration | Telescopic skimmer CMP® cartridge filter |
| Shell | Acrylic layer ABS-PMMA Lucite® + double GreenShield layer insulation (PU) |
| Side panels | HDP or HDPS Panels / Hight Preassure Laminate panels Fundermax® (optional) |
| Water volume | 1 100 l |
| Hot tub weight | 289 kg |

BLOWER

2 MASSAGE PUMPS
+
1 CIRCULATION PUMP

50
JETS


4 PLACES
2 SEATS
2 LOUNGER

COMFORT

| | |
|------------------------|--|
| Control panel | Balboa® TP700 |
| Hydromassage jets | 44× Stainless steel CMP® |
| Air jets | 6× Stainless steel CMP® |
| Cervical spine massage | Yes |
| Air control | Venturi effect: air/water flow control |
| Water treatment | UV lamp |
| Equipment | <ul style="list-style-type: none"> – LED lighting: jets, waterfall, above-waterline spotlights, bottom lighting – Waterfall – Anatomical headrest |

TECHNICAL DATA

| | |
|----------------|---|
| Pumps (3×) | <ul style="list-style-type: none"> – 2 mono speed massage pumps 2.2 kW – 1 circulation pump 200–400 W |
| Blower | Yes (with preheated air) |
| Heating | Balboa® 3 kW |
| Filtration | Telescopic skimmer CMP® cartridge filter |
| Shell | Acrylic layer ABS-PMMA Lucite® + double GreenShield layer insulation (PU) |
| Side panels | HDP or HDPS Panels / Hight Pressure Laminate panels Fundermax® (optional) |
| Water volume | 900 l |
| Hot tub weight | 288 kg |



Balboa TP700

Backlit control panel



Waterfall lighting

It creates a relaxing atmosphere combined with rustling water



Cervical spine jets

These directional jets are located outside the water circulation and are pointed at the level of the cervical spine



HC3

200 × 200 × 93 cm

5 PLACES
 3 SEATS
 2 LOUNGERS

55 JETS


2 MASSAGE PUMPS
 +
1 CIRCULATION PUMP

BLOWER

3D model in augmented reality




Android/iOS



Balboa TP700

Backlit control panel



Waterfall lighting

It creates a relaxing atmosphere combined with rustling water



Cervical spine jets

These directional jets are located outside the water circulation and are pointed at the level of the cervical spine

COMFORT

| | |
|------------------------|--|
| Control panel | Balboa® TP700 |
| Hydromassage jets | 49× Stainless steel CMP® |
| Air jets | 6× Stainless steel CMP® |
| Cervical spine massage | Yes |
| Air control | Venturi effect: air/water flow control |
| Water treatment | UV lamp |
| Equipment | <ul style="list-style-type: none"> – LED lighting: jets, waterfall, above-waterline spotlights, bottom lighting – Waterfall – Anatomical headrest |

TECHNICAL DATA

| | |
|----------------|---|
| Pumps (3×) | <ul style="list-style-type: none"> – 2 mono speed massage pumps 2.2 kW – 1 circulation pump 200–400 W |
| Blower | Yes (with preheated air) |
| Heating | Balboa® 3 kW |
| Filtration | Telescopic skimmer CMP® cartridge filter |
| Shell | Acrylic layer ABS-PMMA Lucite® + double GreenShield layer insulation (PU) |
| Side panels | HDP or HDPS Panels / High Preassure Laminate panels Fundermax® (optional) |
| Water volume | 1 100 l |
| Hot tub weight | 287 kg |



3D model in
augmented
reality

Android/iOS

HC4
216 × 160 × 93 cm

HC DESIGN


BLOWER

2 MASSAGE PUMPS
+
1 CIRCULATION PUMP

48
JETS

3 PLACES
1 SEATS
2 LOUNGER

| COMFORT | |
|------------------------|--|
| Control panel | Balboa® TP700 |
| Hydromassage jets | 42× Stainless steel CMP® |
| Air jets | 6× Stainless steel CMP® |
| Cervical spine massage | Yes |
| Air control | Venturi effect: air/water flow control |
| Water treatment | UV lamp |
| Equipment | <ul style="list-style-type: none"> – LED lighting: jets, waterfall, above-waterline spotlights, bottom lighting – Waterfall – Anatomical headrest |




| TECHNICAL DATA | |
|----------------|---|
| Pumps (3×) | <ul style="list-style-type: none"> – 2 mono speed massage pumps 2.2 kW – 1 circulation pump 200–400 W |
| Blower | Yes (with preheated air) |
| Heating | Balboa® 3 kW |
| Filtration | Telescopic skimmer CMP® cartridge filter |
| Shell | Acrylic layer ABS-PMMA Lucite® + double GreenShield layer insulation (PU) |
| Side panels | HDP or HDPS Panels / Hight Pressure Laminate panels Fundermax® (optional) |
| Water volume | 850 l |
| Hot tub weight | 272 kg |



Balboa TP700

Backlit control panel



Waterfall lighting

It creates a relaxing atmosphere combined with rustling water



Cervical spine jets

These directional jets are located outside the water circulation and are pointed at the level of the cervical spine



HC5


216 × 160 × 93 cm

3 PLACES
 2 SEATS
 1 LOUNGER

43 JETS

2 MASSAGE PUMPS
 +
1 CIRCULATION PUMP

BLOWER



Balboa TP700

Backlit control panel



Waterfall lighting

It creates a relaxing atmosphere combined with rustling water



Cervical spine jets

These directional jets are located outside the water circulation and are pointed at the level of the cervical spine

COMFORT

| | |
|------------------------|--|
| Control panel | Balboa® TP700 |
| Hydromassage jets | 37× Stainless steel CMP® |
| Air jets | 6× Stainless steel CMP® |
| Cervical spine massage | Yes |
| Air control | Venturi effect: air/water flow control |
| Water treatment | UV lamp |
| Equipment | <ul style="list-style-type: none"> – LED lighting: jets, waterfall, above-waterline spotlights, bottom lighting – Waterfall – Anatomical headrest |

TECHNICAL DATA

| | |
|----------------|---|
| Pumps (3×) | <ul style="list-style-type: none"> – 2 mono speed massage pumps 2.2 kW – 1 circulation pump 200–400 W |
| Blower | Yes (with preheated air) |
| Heating | Balboa® 3 kW |
| Filtration | Telescopic skimmer CMP® cartridge filter |
| Shell | Acrylic layer ABS-PMMA Lucite® + double GreenShield layer insulation (PU) |
| Side panels | HDP or HDPS Panels / High Preassure Laminate panels Fundermax® (optional) |
| Water volume | 850 l |
| Hot tub weight | 272 kg |



3D model in augmented reality

Android/iOS

HC6
220 × 220 × 93 cm

HC DESIGN

BLOWER

2 MASSAGE PUMPS
+
1 CIRCULATION PUMP

62
JETS

7
PLACES


7 SEATS
0 LOUNGER

COMFORT

| | |
|------------------------|--|
| Control panel | Balboa® TP700 |
| Hydromassage jets | 50× Stainless steel CMP® |
| Air jets | 12× Stainless steel CMP® |
| Cervical spine massage | Yes |
| Air control | Venturi effect: air/water flow control |
| Water treatment | UV lamp |
| Equipment | <ul style="list-style-type: none"> – LED lighting: jets, waterfall, above-waterline spotlights, bottom lighting – Waterfall – Anatomical headrest |

TECHNICAL DATA

| | |
|----------------|---|
| Pumps (3×) | <ul style="list-style-type: none"> – 2 mono speed massage pumps 2.2 kW – 1 circulation pump 200–400 W |
| Blower | Yes (with preheated air) |
| Heating | Balboa® 3 kW |
| Filtration | Telescopic skimmer CMP® cartridge filter |
| Shell | Acrylic layer ABS-PMMA Lucite® + double GreenShield layer insulation (PU) |
| Side panels | HDP or HDPS Panels / Hight Pressure Laminate panels Fundermax® (optional) |
| Water volume | 1 300 l |
| Hot tub weight | 328 kg |



Balboa TP700

Backlit control panel



Waterfall lighting

It creates a relaxing atmosphere combined with rustling water



Cervical spine jets

These directional jets are located outside the water circulation and are pointed at the level of the cervical spine



HC7

220 × 220 × 93 cm

5 PLACES
3 SEATS
2 LOUNGERS

61 JETS


2 MASSAGE PUMPS
 +
1 CIRCULATION PUMP

BLOWER

3D model in augmented reality




Android/iOS



Balboa TP700

Backlit control panel



Waterfall lighting

It creates a relaxing atmosphere combined with rustling water



Cervical spine jets

These directional jets are located outside the water circulation and are pointed at the level of the cervical spine

COMFORT

| | |
|------------------------|--|
| Control panel | Balboa® TP700 |
| Hydromassage jets | 53× Stainless steel CMP® |
| Air jets | 8× Stainless steel CMP® |
| Cervical spine massage | Yes |
| Air control | Venturi effect: air/water flow control |
| Water treatment | UV lamp |
| Equipment | <ul style="list-style-type: none"> – LED lighting: jets, waterfall, above-waterline spotlights, bottom lighting – Waterfall – Anatomical headrest |

TECHNICAL DATA

| | |
|----------------|---|
| Pumps (3×) | <ul style="list-style-type: none"> – 2 mono speed massage pumps 2.2 kW – 1 circulation pump 200–400 W |
| Blower | Yes (with preheated air) |
| Heating | Balboa® 3 kW |
| Filtration | Telescopic skimmer CMP® cartridge filter |
| Shell | Acrylic layer ABS-PMMA Lucite® + double GreenShield layer insulation (PU) |
| Side panels | HDP or HDPS Panels / High Preassure Laminate panels Fundermax® (optional) |
| Water volume | 1 250 l |
| Hot tub weight | 325 kg |

HC8

Ø 214 × 93 cm

HC DESIGN

COMFORT

| | |
|-------------------|---|
| Control panel | Balboa® TP700 |
| Hydromassage jets | 22× Stainless steel CMP® |
| Air jets | 10× Stainless steel CMP® |
| Air control | Venturi effect: air/water flow control |
| Water treatment | UV lamp |
| Equipment | LED lighting: jets, above-waterline spotlights, bottom lighting |

TECHNICAL DATA

| | |
|----------------|--|
| Pumps (2×) | – 1 mono speed massage pump 2.2 kW – 1 circulation pump 200–400 W |
| Blower | Yes (with preheated air) |
| Heating | Balboa® 3 kW |
| Filtration | Telescopic skimmer CMP® cartridge filter |
| Shell | Acrylic layer ABS-PMMA Lucite® + double GreenShield layer insulation (PU) |
| Side panels | HDP or HDPS Panels |
| Water volume | 1 050 l |
| Hot tub weight | 290 kg |

BLOWER


1 MASSAGE PUMP
+
1 CIRCULATION PUMP

32
JETS

6 PLACES
6 SEATS
0 LOUNGER



Balboa TP700
Backlit control panel



Hybrid overflow



HC DESIGN



Thermocover is included in the standard equipment



Thermocover

| Model | HC1 | HC2 | HC3 | HC4 | HC5 | HC6 | HC7 | HC8 |
|------------------|-------------------|-------------------|-------------------|-------------------|-------------------|-------------------|-------------------|---------------|
| Dimensions | 200 × 200 × 93 cm | 200 × 200 × 93 cm | 200 × 200 × 93 cm | 216 × 160 × 93 cm | 216 × 160 × 93 cm | 220 × 220 × 93 cm | 220 × 220 × 93 cm | Ø 214 × 93 cm |
| Number of places | 5 | 4 | 5 | 3 | 3 | 7 | 5 | 6 |
| Loungers | 1 | 2 | 2 | 2 | 1 | 0 | 2 | 0 |
| Seats | 4 | 2 | 3 | 1 | 2 | 7 | 3 | 6 |
| Number of jets | 59 | 50 | 55 | 48 | 43 | 62 | 61 | 32 |
| Water volume | 1 100 l | 900 l | 1 100 l | 850 l | 850 l | 1 300 l | 1 250 l | 1 050 l |
| Weight | 289 kg | 288 kg | 287 kg | 272 kg | 272 kg | 328 kg | 325 kg | 290 kg |

Beyond-standard equipment



Wi-Fi connection



Bypass




Audio or audio +subwoofer



Microsilks



Spa Touch 4 with Wi-Fi



Extra insulation 40 mm



Steps



Thermocover lifter



HPL cabinet




Supplementary Heater

For more information on beyond-standard equipment, see pg. 39

A hot tub according to your wishes

Choose the shell color




Sterling Silver Winter Solstice Pearl White Tucson Sun



Majestic Sky

Choose the paneling color



Carbon Brown Nordic Gray Teak


OPTIONAL – Choose the HPL paneling color and metal corners (HC 1–7)



Concrete Dark Stone Patina Bronze Antique Afro Grey

Creek Ecuador

Metal corners




Grey Brown

A HOT TUB ACCORDING TO YOUR WISHES

Whatever model you choose, we offer a wide range of colors for the tub, paneling and thermocover of the hot tub.

1. CHOOSE A TUB ACCORDING TO YOUR WISHES



2. CHOOSE A HOT TUB PANELING

FOR OKANDINAVIA DESIGN AND OKA DESIGN



FOR HC DESIGN







First choice accessories

More about The thermocover

This is necessary to maintain the water temperature. It prevents heat loss to the maximum extent, but it also fulfills a safety function when children are near the hot tub. Our spas feature WeatherShield material, surpassing standard PVC covers in durability and performance.

Galvanized aluminium reinforcements to ensure perfect reinforcement

The inner mesh layer of the thermocover reduces water condensation and mold

High-quality layer against UV radiation and mold

High-density insulation made of polystyrene with a thickness of 9–13 cm

13 cm high skirt for even greater tightness of insulation around the entire hot tub

Lockable securing straps

Impermeable film



Weathershield advantages:

- 3x Times Stronger than PVC
- Modern, more durable and lighter in weight
- Wide handles



More about The thermocover lifter


Necessary equipment to facilitate work. The lifter allows you to open and close the hot tub with a simple movement.



More about The steps

Necessary for entering or exiting the HANSKRAFT hot tub; it has 2 wide and stable steps made of high-density polyethylene (HDPE), which guarantees a long service life and water resistance.

Beyond-standard accessories



Extra insulation

If extra insulation is chosen, the wooden structure of the hot tub is filled by 40 mm thick thermoshield PVC foam. This ensures protection of technical components and hoses against extreme cold. This equipment is mainly offered in Scandinavian countries, but it also saves money on power consumption.



Wi-Fi interface

Make your life easier with the possibility of operating the hot tub's control panel via a Wi-Fi interface. Change the temperature or check the correct operation of the hot tub: all this can be done in the blink of an eye on your smartphone even from the other side of the world.



Supplementary Heater

The supplementary heater rapidly brings the water to the specified temperature and sustains it, regardless of extremely cold and windy weather.



Microsilks technology

This is a device that produces billions of fine bubbles rich in oxygen that hydrate and regenerate the skin in depth by removing impurities, smoothing it out and neutralizing free radicals. This cosmetic procedure provides relief for people suffering from skin diseases such as eczema and psoriasis.




HPL Cabinets for HC Spas

Elevate your HC Models with our exclusive HPL Cabinet upgrade – the ultimate fusion of style and durability. Explore a wide range of color options and enjoy superior resilience. With 2 corner colors and 7 panel options to choose from, your spa will transition from traditional to contemporary effortlessly.



Bypass

This variant allows independent filtration or heating of the hot tub, e.g. using a sand filtration or a heat pump for swimming pools, thus reducing electricity consumption.



Preparation for embedding the hot tub

Do you want to embed your hot tub in a designated area? We offer you the option of ordering a hot tub without external paneling.



Cabinet LED light strip

Discover the magic of LED lighting and create the perfect atmosphere. Several LED light strips placed under the side panels of the hot tub will create the right atmosphere for relaxation.



Control panel Spa Touch 4

Featured in standard Equipment for OKANDINAVIA Diamond, also available as an extra for OKA and HC Series. This brand new panel offers superior functionality, interface and mainly has an inbuilt Wi-Fi Module.



www.hanscraft.eu